

# TAPENER HT-R Series HT-S Series

## INSTRUCTION MANUAL



BEFORE USING THIS TOOL, STUDY THIS MANUAL TO ENSURE SAFETY WARNING AND INSTRUCTIONS.

If the blade is placed incorrectly, the blade may break.

210623  
MAX CO., LTD.

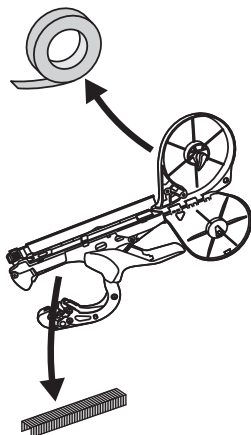
## 1 Preparation

◆Applicable models◆  
HT-R Series, HT-S Series, HT-B1

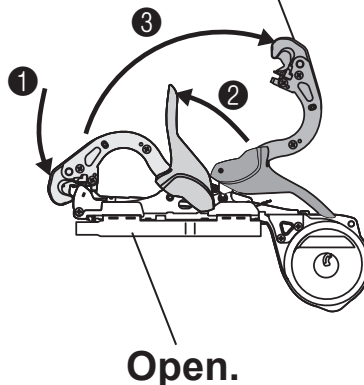
Do not remove.



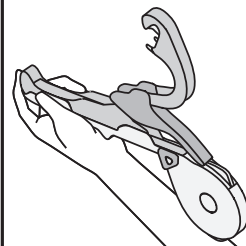
Remove the tape and staples.



Open.



Hold as it shows.

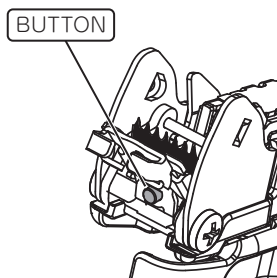


## 2 Change the Blade

### ⚠ WARNING

- Keep your fingers away from the cutting blade.

Push the button.

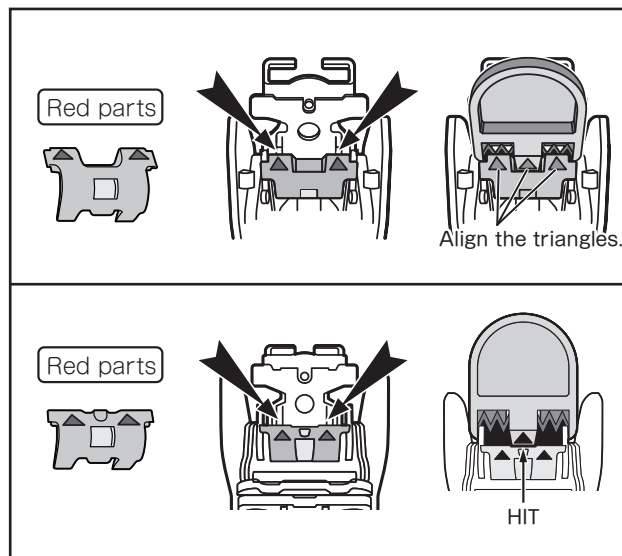


Remove the Blade.





With push the button.

Put Blade behind the red parts.



Release the button.



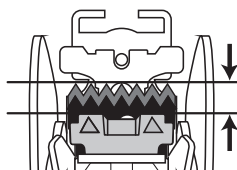
## 3 Confirmation

Right position of the cap.

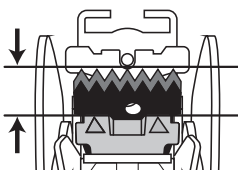
RED PARTS



OK



NG



RED PARTS

